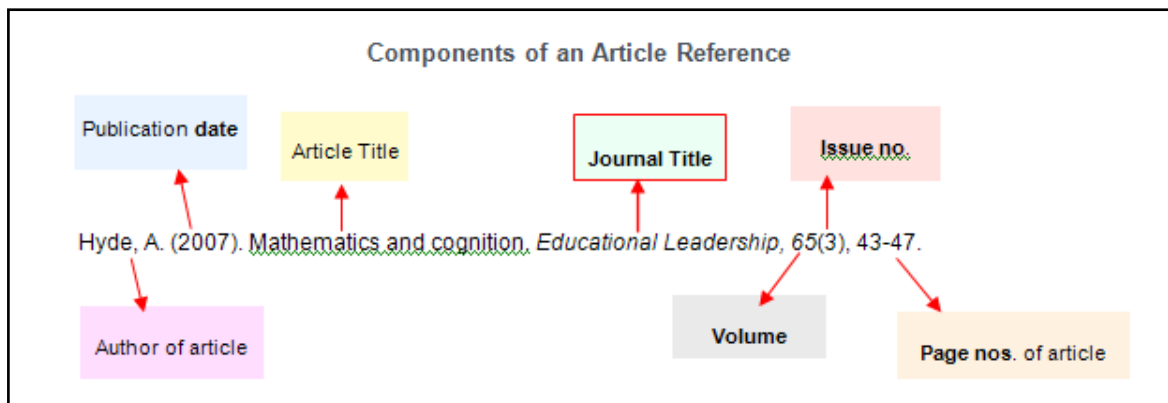




# Find Articles

Google Scholar .....	2
Export Google Scholar Results to Endnote .....	3
MultiDatabase Search: Quickset & Custom Sets .....	3
Save, Email MultiDatabase Results .....	5
Export MultiDatabase Results to Endnote .....	6
Index New Zealand .....	7
Finding Full Text .....	8



## Need more help with finding articles?

Contact a librarian at the Sylvia Ashton-Warner Library.

Liz Wilkinson 373 7599 ext 48612 e.wilkinson@auckland.ac.nz	Helen O'Carroll 373 7599 ext 48943 h.ocarroll@auckland.ac.nz
Vanessa Newton-Wade 373 7599 ext 48123 v.newton-wade@auckland.ac.nz	Chris Moselen 373 7599 ext 48973 c.moselen@auckland.ac.nz
Tricia Bingham 373 7599 ext 48611 t.bingham@auckland.ac.nz	Cherie Tautolo (Tai Tokerau Campus) 470 1013 ext 47013 c.tautolo@auckland.ac.nz

# GOOGLE SCHOLAR

Library website > Databases > Databases A - Z > **G** > Google Scholar > CONNECT

Accessing Google Scholar through the Library gets *many more full text articles for no charge*.

**SEARCH** Enter your **keywords** in the search box. **Search**.



superheroes play early childhood  [Advanced Scholar Search](#)  
[Scholar Preferences](#)

Articles ( include patents)  Legal opinions and journals

## RESULTS



Click **here** to limit the results by date

Scholar Articles and patents anytime include citations

### [\[BOOK\] Play, learning and the early childhood curriculum](#)

E Wood, J Attfield - 2005 - books.google.com

... **PLAY, LEARNING AND THE EARLY CHILDHOOD CURRICULUM** collectable toys ... Marsh and Millard (2000) note that possibly the single most overriding adult objection to popular cultural texts is the prevalence of violence, especially in **superhero** sagas, cartoons, action ...

[Cited by 84](#) - [Related articles](#) - [All 2 versions](#)

### [\[PDF\] Multiple perspectives on superhero play in an early childhood classroom](#)

JS Galbraith - 2007 - ohiolink.edu

... engage in physical behaviors such as punching or kicking since many **superheroes** also engage in such behaviors and use weapons or special equipment. As a type of pretend **play**, **superhero play** is particularly common in the **early childhood** years; especially ...

[Cited by 1](#) - [Related articles](#) - [View as HTML](#) - [All 8 versions](#)

**[BOOK]** – The result found by Google Scholar is a book. The book may be partially available as full-text via Google Books. Check the Library Catalogue for availability of either a print or electronic copy of the book.

**Cited By** – Identifies how many other papers in Google Scholar that have cited this paper.

**ACTION** Click on the title in the results list to find the full text. Read online, or print, save or email. You can choose the **Advanced Scholar Search** to add more options to your search.

*Google Scholar can be good for delivering specific known articles e.g. from a reference*

## EXPORT GOOGLE SCHOLAR RESULTS TO ENDNOTE

Library Website > Databases > G > Google Scholar>Connect

1. Click on **Scholar Preferences**
2. Scroll to the bottom of the page and from the “Bibliography Manager” drop down menu select **EndNote**.
3. Click on **Save preferences**
4. Enter your search terms and click on **Search**.
5. Click on **Import into EndNote**

[Laterality in cats: paw preference and performance in a visuomotor activity](#)

M Fabre-Thorpe, J Fagot, E Lorincz, F Levesque, J ... - Cortex, 1993 - doi.apa.org

... Citation. Database: PsycINFO. [Journal Article]. Laterality in cats: Paw preference and performance in a visuomotor activity. ... Results confirm the existence of an asymmetry of paw preference in cats and show a consistent relation between paw preference and performance. ...

[Cited by 24](#) - [Related articles](#) - [BL Direct](#) - [All 2 versions](#) - [Import into EndNote](#)

6. Click on “**Open**”
7. Navigate to and click on the Endnote Library where you would like the reference to be located.

*Hint: If your EndNote Library is already open when you are searching Google Scholar the reference will automatically be inserted into it without you having to choose the Library*

## MULTI-DATABASE SEARCH: QUICKSET & CUSTOM SETS

Library Website > Databases> Multi-database Search > Quick Search option

*Hint: To access databases off campus, **Log in** with your Net ID and Password before searching.*

**SEARCH** Enter your **keywords**, or “phrases” in ALL FIELDS search boxes. Select the **Subject** and **GO**

### Quick Search

Need to quickly find some articles on a topic?

Step 1: Enter search terms

Step 2: Select Subject and Go

Subjects

<input type="radio"/> <a href="#">Articles Plus</a> <b>New</b>	<input type="radio"/> <a href="#">General</a>
<input type="radio"/> <a href="#">Business and Economics</a>	<input checked="" type="radio"/> <a href="#">Education</a>
<input type="radio"/> <a href="#">Geography</a>	<input type="radio"/> <a href="#">Health and Medicine</a>
<input type="radio"/> <a href="#">Languages and Literature</a>	<input type="radio"/> <a href="#">Performing Arts</a>

Or, use **Custom Search** to create your own list of databases.

From the Multi-database Search page, click on 'create your customised list' and follow steps 1-4

**Step 1: Select Subject**

Subject: **Education**

Categories:

- Counselling, Human Services and Social Work
- Curriculum
- Education
- Educational Psychology
- Evidence-based Social Work
- Health Education**
- Physical Education
- Sociology of Education
- ALL

**Step 2: Enter Search Terms**

All Fields [ ] And [ ]

All Fields [ ]

**Step 3: Select Databases and Go**

Subject: Education—Health Education contains 11 databases

Database Name	Type	Actions
<input type="checkbox"/> AUSPORTMed	Index	<a href="#">MORE INFO</a> <a href="#">ADD TO MY RESEARCH</a>
<input type="checkbox"/> Australia/New Zealand Reference Centre	Index	<a href="#">MORE INFO</a> <a href="#">ADD TO MY RESEARCH</a>
<input type="checkbox"/> ERIC (CSA)	Index	<a href="#">MORE INFO</a> <a href="#">ADD TO MY RESEARCH</a>
<input type="checkbox"/> Health and Wellness Resource Center	Index	<a href="#">MORE INFO</a> <a href="#">ADD TO MY RESEARCH</a>
<input type="checkbox"/> Health Source: Consumer Edition	Index	<a href="#">MORE INFO</a> <a href="#">ADD TO MY RESEARCH</a>
<input type="checkbox"/> Index New Zealand (INNZ)	Index	<a href="#">MORE INFO</a> <a href="#">ADD TO MY RESEARCH</a>
<input type="checkbox"/> MEDLINE	Index	<a href="#">MORE INFO</a> <a href="#">ADD TO MY RESEARCH</a>
<input type="checkbox"/> Professional Development Collection	Index	<a href="#">MORE INFO</a> <a href="#">ADD TO MY RESEARCH</a>

**Step 4: GO**

**RESULTS** Results will appear in **Table View**. You can choose to view results in **Brief View** or **Full View** to see subject headings and the full abstract of the article, and to save or email individual results. Note sorting options too.

**Viewing Options**

Table View **Brief View** Full View

**Sorting Options**

Sort by: Rank

1-10 of 79 records retrieved (retrieve more) Custom Search

No.	Rank	Author	Title	Year	Database	Action
1		Horton, Rosemary	<u>boys are people too: boys and reading, truth and misconceptions.</u> The article highlights the results of several researches about the reading interest of boys conducted in Australia. Young people who read everyday are being influenced by family and friends. There are various types of books that can be ...	2005	Professional Development Collection	<a href="#">Find Full Text</a>
2		Cleaver, Samantha	<u>COMICS &amp; GRAPHIC NOVELS.</u> The article discusses the educational benefits of using comics and graphic novels to introduce children to reading. Author James Bucky Carter talks about how comics can be used to teach children visual literacy. Comic book author Wiley ...	2008	Professional Development Collection	<a href="#">Find Full Text</a>

Refine My Results

- High school (20)
- Pictures (19)
- Collection (7)
- Reviews The Book
- Using The Novel (6)

**ACTION** Find the full text of articles using **Find Full Text**


A pop up window appears and provides you with options to link to the article's full text or to The Catalogue to find the journal which contains the article. Once you have found the full text you can print, save or email the article.

Still haven't found the **full text**? Refer to the diagram on the back page.

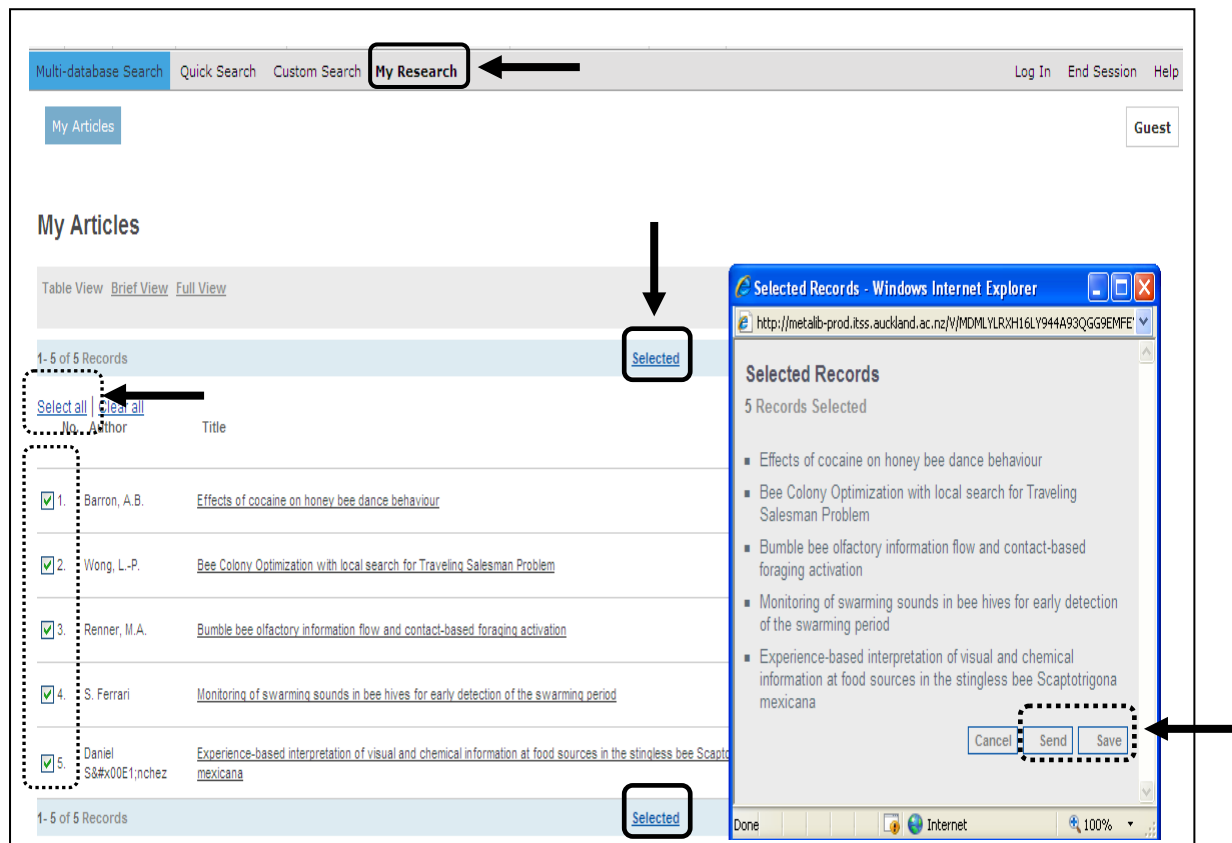
## SAVE, EMAIL MULTIDATABASE RESULTS

Click on [Log In](#) (top right hand corner) and enter your NetID and UoA password.

### Save or email a list of results

From the results page click on the  icon next to the articles you would like to save/email. Then:

- Click on **'My Research'**.
- Tick the boxes next to individual results (or click on 'Select all').
- Click on the **'Selected'** link (located at the top and bottom of the results).
- In the pop up box choose an option to either save or send (email) the results.



The screenshot shows the 'My Articles' page with a search results table and a 'Selected Records' pop-up window. The table has columns for 'No.', 'Author', and 'Title'. Five records are listed, each with a checked checkbox. The 'Selected' link is visible at the top and bottom of the table. The pop-up window shows the selected records and options to 'Cancel', 'Send', or 'Save'.

No.	Author	Title
1.	Barron, A.B.	Effects of cocaine on honey bee dance behaviour
2.	Wong, L.-P.	Bee Colony Optimization with local search for Traveling Salesman Problem
3.	Renner, M.A.	Bumble bee olfactory information flow and contact-based foraging activation
4.	S. Ferrari	Monitoring of swarming sounds in bee hives for early detection of the swarming period
5.	Daniel S&#x00E1;nchez	Experience-based interpretation of visual and chemical information at food sources in the stingless bee <i>Scaptotrigona mexicana</i>

### Save your search strategy

You can save your search strategy and rerun it at a later date to see if new results have been added to the databases. You must be **logged in** to do this.

From the top of your search results page:

- click on 'Custom Search'
- click on 'Previous Searches'
- click on **ADD TO MY RESEARCH**

Your search strategy will be saved to **'My Research'**. To run the search again, or set up an alert, log in, click on 'My Research' then click on 'Saved Searches'.

## EXPORT MULTIDATABASE RESULTS TO ENDNOTE

### Exporting results from Multi-database Search

If you are using Multi-database Search, follow the steps below to export results.

#### To export a single result:

1. Carry out a search using Multi-database Search
2. From the results list, click on a title
3. In the top right of the result, click on the disc icon
4. In the pop-up window, select Citation manager from the record format drop-down box. You do not need to change the Encoding box.
5. Click Save
6. Select your endnote library from the pop-up window
7. Your reference should now be transferred.



Records will be saved on your PC.

Record format:  ←

Encoding:

The transfer of information is not always perfect, check that the information is in the correct fields.

#### To export a group of results:

1. In Multi-database Search carry out a search using either Quick Search or Custom Search
2. In the action column, click on the 'basket' icon for the results you want selected (an arrow should appear in the basket once selected)
3. From the grey bar above click **My Research** – you should now see the results you selected
4. Click on **Select All** or just click the check boxes next to the results you want
5. Click on **Selected** (in the blue bar directly above or below your results)
6. In the pop-up window, select **Save**.
7. Now select **Citation manager** from the record format drop-down box. You do not need to change the Encoding box.
8. Click **Save**, select your EndNote library from the pop-up window and check the information has been transferred into the correct fields.

If you get a message indicating that Internet Explorer has blocked the download of the file you will need to change your security settings. Follow these steps:

1. Click the Tools button, and then click Internet Options.
2. Click the Security tab, and then click Custom level.
3. Scroll to the Downloads section of the list, and then, under Automatic prompting for file downloads, click Enable.

You may need to close and re-open your browser after modifying the setting.

# INDEX NEW ZEALAND

Library Website > Databases> I > Index New Zealand > Connect

Index New Zealand is a key database for New Zealand resources.

## SEARCH

From the first Index New Zealand screen, click on **Search**  
Use **Advanced Search** to provide the most search options

Enter your search words step by step. It's a good idea to keep one idea per line

Simple Search | **Advanced Search**

Find  all of these

And  Or  Not

Find  as a phrase

And  Or  Not

Find  any of these

And  Or  Not

Find  any of these

25 records per page

[How to use Advanced Search \[more...\]](#)

Truncation finds variable word endings.  
So **play?** finds: play, plays, playing, player

- » Enter your search terms in the 'Find' box. Use a ? to truncate
- » Select from the drop-down list a method of combining your search terms ('all of these', 'any of these', 'as a phrase')
- » Select from the drop-down list the fields (eg. title) you want to search on
- » Additional search terms and fields can be added and connected using the 'AND', 'OR', or 'NOT' radio buttons

## All of these / Any of these / As a phrase

**all of these** searches for all the keywords. e.g. car **and** accident

**any of these** searches for any of the keywords. e.g. car **or** automobile **or** vehicle

**as a phrase** searches for all the keywords in the given order. This works the same way as quotation marks in other databases. e.g. automobile association (as a phrase) = "automobile association"

## RESULTS

Click on the **article title** to find further information about a result, including the identity of the **author(s)**:

#	Article Title	Source	Abstract...
<input type="checkbox"/> 1	<a href="#">Te Papa Whakawhitiwhiti : disparate discourses in the arena of encounter</a>	First years : New Zealand journal of infant and toddler education = Ngā tau tuatahi, 2008; v.10 n.1:p.32-37	Looks at how in 2005 the Organisation Mondiale L'Education Prescolaire (OMEF) international research
<input type="checkbox"/> 2	<a href="#">Bicultural journeying : a researcher's view / by Jenny Ritchie</a>	Playcentre Journal, Win 2007; n.129:p.24-27	Reproduces a speech given at the Playcentre Federation Annual Conference discussing Te Whariki, Tiri

## ACTION

Index New Zealand doesn't store the full text, and its **Get Articles** button is **NOT** the best option for finding full text.

**To find the full text of these articles, follow the steps for a Known Article Reference (over)**

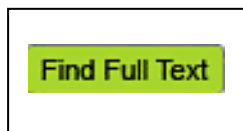
# FIND THE FULL TEXT OF AN ARTICLE

From a **result** in a  
**MULTI-DATABASE Search**


From a  
**KNOWN ARTICLE Reference**

From a **result**  
in **GOOGLE SCHOLAR**  
or an **INDIVIDUAL DATABASE**

Look for



**IF NOT**  
under any options,  
including  
**Google Scholar**,  
look for the  
**JOURNAL TITLE**  
in **Library Search**  
**CATALOGUE**

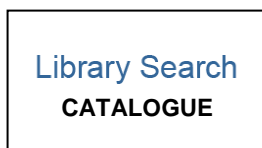


From



Try **Google Scholar**  
for the article title

**IF NOT**,  
find the  
**JOURNAL TITLE**  
in



Then, using the **Locations** tab,  
compare the article's  
**volume, issue & date**  
with what the Library has

View online		Request		Locations		Details		Reviews & Tags	
[-] EPSOM LIBRARY		Periodicals (Not borrowable)							
Summary Holdings: Vol. 1 (1995)-									
Location	Call Number	Description							
EPSOM Periodicals	370.99305 WAI	Vol. 1 - 3 1995 - 97							
EPSOM Periodicals	370.99305 WAI	Vol. 4 - 6 1998 - 2000							
EPSOM Periodicals	370.99305 WAI	Vol. 7 - 9 2001 - 03							
EPSOM Periodicals	370.99305 WAI	Vol. 10 - 11 2004 - 05							
EPSOM Periodicals	370.99305 WAI	vol. 12-14 2006-09							
[-] e-Resource									
Summary Holdings: Vol. 10 (2004)-									

If the issue is available  
as an online **e-Resource**




If the issue is **print** only, use  
**Call Number**  
to find on shelves

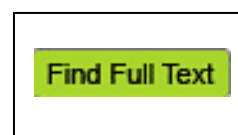
If **print only**  
& on **another campus**, use




Look for



**IF NOT**, look for



**IF NOT**  
under any options,  
including  
**Google Scholar**,  
look for the  
**JOURNAL TITLE**  
in **Library Search**  
**CATALOGUE**



If the **JOURNAL TITLE**  
or the particular **ISSUE**  
is **not in**  
**Library Search**  
**CATALOGUE**,  
you may want to use

[Interlibrary Loan \(VDX\) request](#)

at lower left of  
**Library Search** results list