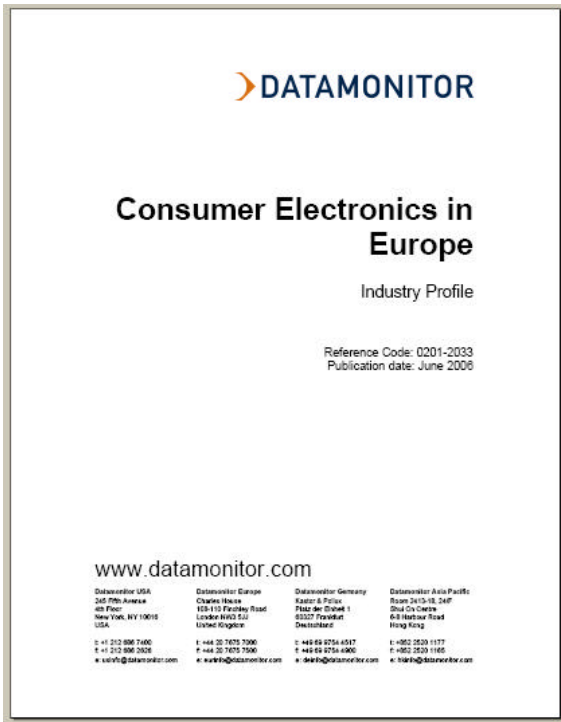


Sources to help with Industry Analysis

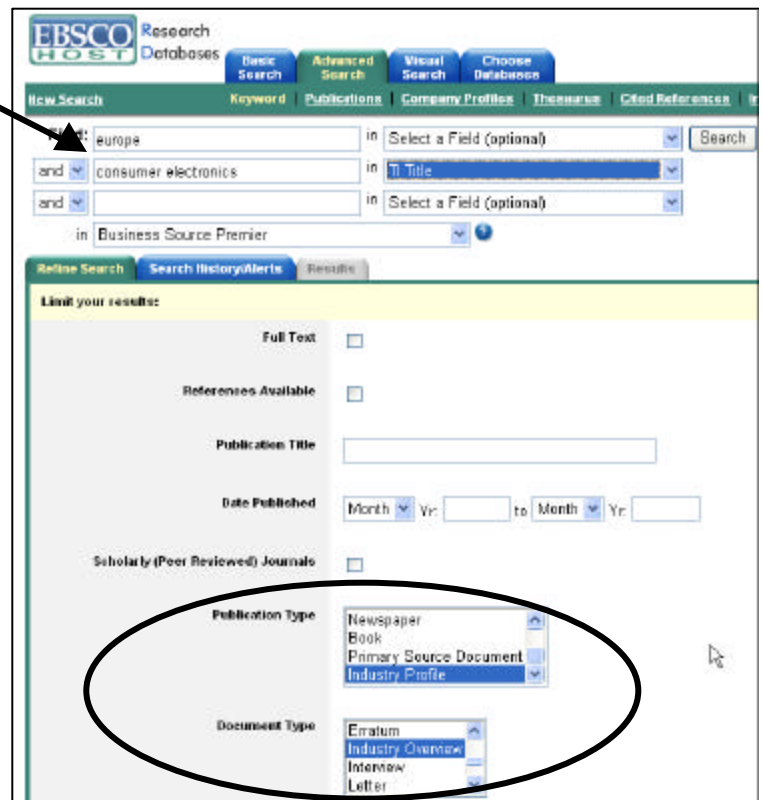
1. Business Source Premier

LEARN > Databases and Article Searching > B > [Business Source Premier](#)



This database contains **Industry profiles** from **Datamonitor**.

Datamonitor is a business information company specializing in industry analysis. Industry Profiles contain - Executive summary of the industry; Market overview; Market value; Market segmentation; Competitive landscape; Leading companies in the industry (generally about five names companies) ; Market forecasts; Demographics; Further reading.



Search tips:

- *Limit Publication type to Industry Profile*
- *Limit Document Type to Industry Overview*
- Specify the region eg Global, Europe, Asia or country eg. China or Australia
- Specify the industry eg. consumer electronics

TIP:

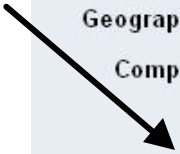
If you are uncertain of the correct title for the report leave this bit out and view results for all global, region or country industry reports as seen here

Industry Identification

Business Source Premier uses the North American Industry Classification System (**NAICS**).

1. [Alcoholic Drinks Industry Profile: Global](#). Alcoholic Drinks *Industry Profile: Global*, Dec2006, [PDF Full Text](#) (79K) [LEARN link](#)
2. [Chilled Food Industry Profile: Global](#). Chilled Food *Industry Profile: Global*, Dec2006, [PDF Full Text](#) (81K) [LEARN link](#)
3. [Frozen Food Industry Profile: Global](#). Frozen Food *Industry Profile: Global*, Dec2006, [PDF Full Text](#) (83K) [LEARN link](#)
4. [OTC Pharmaceuticals Industry Profile: Global](#). OTC Pharmaceuticals *Industry Profile: 23810458*, [PDF Full Text](#) (73K) [LEARN link](#)
5. [Oral Hygiene Industry Profile: Global](#). Oral Hygiene *Industry Profile: Global*, Dec2006, [PDF Full Text](#) (80K) [LEARN link](#)

Title:	Consumer Electronics Industry Profile: Europe.
Source:	Consumer Electronics Industry Profile: Europe ; Jul2006, p1, 20p
Document Type:	<i>Industry Overview</i>
Subject Terms:	* ELECTRONIC industries * HOUSEHOLD electronics industry * INDUSTRIAL statistics * STATISTICS HOUSEHOLD electronics
Geographic Terms:	EUROPE
Company/Entity:	MATSUSHITA Electric Industrial Co. Ltd. Ticker: MC SAMSUNG Electronics Co. Ltd. DUNS Number: 620489856 THOMSON SA SONY Corp.
NAICS/Industry Codes:	423620 Electrical and Electronic Appliance, Television, and Radio Set Merchant Wholesalers 532210 Consumer Electronics and Appliances Rental 811211 Consumer Electronics Repair and Maintenance



2. IndustryWeek – the IW 1000

<http://www.industryweek.com/research/iw1000/2006/IW06Enter.asp>

[IndustryWeek](#) is a database of the world's largest public manufacturing companies, based on 2005 revenues. Sort by industry, country, ranking, and financial performance measures.

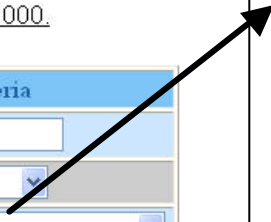
Search The 2006 IW 1000

You can elect to see the entire database, or limit your search by selecting from the following categories (choose one or more of the following):

[View an alphabetical list of the entire IW1000.](#)

Search Variable	Rank By	Search Criteria
Company Name	<input type="radio"/>	<input type="text"/>
Location (Country)	<input type="radio"/>	All <input type="button" value="v"/>
Industry	<input type="radio"/>	All <input type="button" value="v"/>
IW 1000 Rank	<input checked="" type="radio"/>	Enter a range <input type="text"/> to <input type="text"/>
Revenue Growth (%)	<input type="radio"/>	Enter a range <input type="text"/> to <input type="text"/>
Total Revenues (US\$ Millions)	<input type="radio"/>	Enter a range <input type="text"/> to <input type="text"/>

- Aerospace And Defense
- Apparel
- Beverages
- Chemicals
- Communications Equipment
- Computers And Other Electronic Products
- Electrical Equipment And Appliances
- Fabricated Metal Products
- Food
- Furniture And Fixtures
- Instruments
- Leather Products
- Machinery
- Medical Instruments And Equipment
- Metals
- Miscellaneous
- Motor Vehicles
- Motor Vehicle Parts
- Paper
- Petroleum And Coal Products
- Pharmaceuticals
- Plastics
- Primary Metals
- Publishing And Printing
- Railcars, Ships, And Other Trans. Equip.
- Rubber Products
- Stone, Clay, Glass And Concrete Products
- Textiles
- Tobacco
- Wood Products



TIP: Read about the [methodology](#) used to compile this database, using data provided by **Mergent Inc.**

<http://www.industryweek.com/ReadArticle.aspx?ArticleID=10287&SectionID=40>

Example of search for **Motor Vehicles industry**

Home : Rankings : IW 1000 : IW 1000 Search Results

2006/2005 Rank	Company Name (* indicates 2004 Revenues)	Revenue (US\$millions)	Total Equity (US\$millions)	Net Income (US\$millions)	Debt/ Equity Ratio
Country	Primary Industry	Revenue Growth %	ROE %	Profit Margin %	Earnings Per Share

NEW 2006 IW1000 Search

5 / 4 United States	General Motors Corp. Motor Vehicles	192604 -0.47	14597 -38.11	-10567 -5.49	13.85 -18.69
7 / 5 Germany	DaimlerChrysler AG Motor Vehicles	178479 5.45	43156 8.49	3370 1.89	NA 3.32
8 / 6 United States	Ford Motor Co. Motor Vehicles	177089 3.17	12957 12.61	2024 1.14	7.29 NA
9 / 7 Japan	Toyota Motor Corp. Motor Vehicles	157298 7.27	76692 14.32	9931 6.31	0.55 3.01
12 / 12 Germany	Volkswagen AG Motor Vehicles	118187 6.85	27942 4.69	1326 1.12	NA 3.43
24 / 19 Japan	Honda Motor Co. Ltd. Motor Vehicles	73344 5.97	27890 16.91	4122 5.62	0.47 4.41
25 / 25 Japan	Nissan Motor Co. Ltd. Motor Vehicles	72718 15.44	20907 25.31	4344 5.97	0.76 1.05
29 / 22 France	Peugeot SA Motor Vehicles	66620 -1.35	17057 7.8	1172 1.76	0.27 5.29
34 / 51 South Korea	Hyundai Motor Co. Motor Vehicles	58395 10.79	19495 13.57	2307 3.95	0.54 NA

3. The Forbes 2000

http://www.forbes.com/2006/03/29/06f2k_worlds-largest-public-companies_land.html

Provides the [World's 2000 Largest Public Companies](#)

Special Report
The World's 2000 Largest Public Companies
Edited By Scott DeCarlo 03.30.06, 6:00 PM ET

THESE GLOBAL GIANTS, ranked on a composite score for sales, profits, assets and market value, had a good year. Combined, they show a 10% gain in sales, 32% in profits, 10% in assets and 17% in market capitalization over last year. This despite a strong dollar that depresses numbers for the half of the members that are foreign. The list has 173 new companies, the biggest being Electricité de France. [More...](#)

Sort List By:
[Rank](#) | [Name](#) | [Country](#) | [Industry](#) | [Sales](#) | [Profits](#) | [Assets](#) | [Market Value](#)

Special Report
The Forbes 2000
03.30.06, 6:00 PM ET

Page 1

RANK	COMPANY	COUNTRY	INDUSTRY	SALES (\$BIL)	PROFITS (\$BIL)	ASSETS (\$BIL)	MARKET VALUE (\$BIL)
93	Boeing	United States	Aerospace & Defense	54.66	2.56	60.06	69.58
152	EADS	Netherlands	Aerospace & Defense	43.09	1.40	76.77	29.14
162	Lockheed Martin	United States	Aerospace & Defense	37.21	1.63	27.74	31.76
210	Northrop Grumman	United States	Aerospace & Defense	30.72	1.40	34.21	22.27
259	BAE Systems	United Kingdom	Aerospace & Defense	18.93	0.95	32.48	23.67
267	General Dynamics	United States	Aerospace & Defense	21.24	1.46	18.75	24.81
306	Raytheon	United States	Aerospace & Defense	21.89	0.87	24.38	19.34
446	Finmeccanica	Italy	Aerospace & Defense	12.18	0.71	28.00	9.24

Note: Sort by **Industry**

4. The Fortune Global 500

http://money.cnn.com/magazines/fortune/global500/2006/industries/
 Companies can be ranked by [Industry](#) as well as other categories:

FORTUNE GLOBAL 500 2006

Full list | Companies | **Industries** | CEOs | Women CEOs
 Countries | Cities | Asia | Europe | Top performers
 Climbers | Losers | Arrivals | Exits | FAQ

Industry index
 A B C D E F G H I J K L M N O P Q R S T U V W

Industry: Aerospace and Defense

Revenues, profits | Profits as % of...

Rank	Company	Global 500 rank	Revenues	Profits (\$ millions)
1	Boeing	91	54,848	2,572
2	United Technologies	126	42,725	3,069
3	EADS	130	42,503	2,083
4	Lockheed Martin	150	37,213	1,825
5	Northrop Grumman	190	30,721	1,400
6	Honeywell Intl.	200	28,862	1,655

5. Mergent Online

LEARN > Databases and Article Searching > M > [Mergent Online](#)

For US and international companies data

Search

Basic Search | **Advanced Search** | Executive Search | EDGAR Search

Use this page to perform an advanced search.

- Select **Advanced Search**
- Choose **Industry Codes** in the **Category** drop down and add the code for the industry being researched
- Click **ADD**, then **RUN SEARCH**

(load a previous search)

1 Select Target Universe

US Company Universe International Archive Comparison List
 US Company Archive Private Company DB Index Argentina - Bolsa
 International Universe Standard Screens

2 Select Data Category

Category: **Industry Codes**

Data points:
 Any NAIC
 Any SIC
 MIC
 Primary NAIC
 Primary SIC

Year: Latest

Search value (use NAIC lookup...): 423620

Search Build: [Primary NAIC] = "423620"

Clear | **Add**

Highlight the type of code you wish to use eg. **Primary NAIC**, then use the number pad to enter the NAICS code in the Search Value box, then click ADD

- Experiment with the code search criteria – the higher the level of code used the more companies will be retrieved

Analysis of Results

- Click to add all search results to the **Company Analysis** tab. Do this for *both* sets of data eg 1 to 100 and 101 to 173

- **Expand** results then select **Create Comparison Report**

- From this point you can select **Financials, Total Revenue** and **year** eg 2005 and **Create Report**

Comparison Report Criteria Selection Screen

1. Company Listing

2. Report Item Selection

➤ You can **Sort Descending** to see a ranked list by **Total Revenue**

◀ Page 1 of 4 ▶ Go to Page Go View 100% ▾ Download | Print | Close

* all results are stated in US Dollars

Company Name ▼▲	Total Revenue - 2005 ▼▲
Arrow Electronics, Inc.	11,184,198,000
Amet Int.	11,068,818,000
Kasa Electricals Plc	7,456,806,486
Oranger (W.V.) Inc.	5,526,836,000
Hughes Supply Inc.	4,422,800,000
Graybar Electric Co., Inc.	4,288,043,000
Anisder International Inc.	3,847,400,000
Yuasa Trading Co. Ltd. (Japan)	3,828,238,948.91
Bell Microproducts, Inc.	3,183,833,000
Ryosan Co., Ltd. (Japan)	2,948,983,500
Satori Electric Co., Ltd. (Japan)	2,140,385,700
Brightpoint Inc.	2,140,177,000
Agilisys Inc.	1,822,825,000

6. The NAICS Codes

<http://www.naics.com/search.htm>

The North American Industry Classification System. Use the keyword search to determine the NAICS code for your industry. Once you have this information you can use this as search criteria for industry analysis

Example: What code represents consumer electronics?

US NAICS Keyword Search
 Enter a Keyword Describing your Business to Find Your NAICS Code

Common Keywords:

US NAICS Code Search

You Searched For:

- Common Keywords=consumer electronics

6 Matches Found (displaying 1 to 6)

Common Keywords	NAICS Code	US NAICS Title
TV stands and similar stands for consumer electronics, wood, manufacturing	337122	Nonupholstered Wood Household Furniture Manufacturing
TV stands and similar stands for consumer electronics, metal, manufacturing	337124	Metal Household Furniture Manufacturing
TV stands and similar stands for consumer electronics, plastics, manufacturing	337125	Household Furniture (except Wood and Metal) Manufacturing
Consumer electronics merchant wholesalers	423620	"Electrical and Electronic Appliance, Television, and Radio Set Merchant Wholesalers"

Click on the hypertext link for the code to see a detailed analysis of the content and note corresponding SIC code:

[2002 NAICS Definitions](#)

423620 Electrical and Electronic Appliance, Television, and Radio Set Merchant Wholesalers

This industry comprises establishments primarily engaged in the merchant wholesale distribution of household-type electrical appliances, room air-conditioners, gas and electric clothes dryers, and/or household-type audio or video equipment.

Cross-References. Establishments primarily engaged in--

- Merchant wholesale distribution of gas household-type appliances (except gas clothes dryers)--are classified in [Industry 423720, Plumbing and Heating Equipment and Supplies \(Hydronics\) Merchant Wholesalers](#); and
- Merchant wholesale distribution of nonhousehold-type video cameras--are classified in [Industry 423410, Photographic Equipment and Supplies Merchant Wholesalers](#).

Go to: [2002 NAICS to 1997 NAICS](#) [2002 NAICS to 1987 SIC](#) [1997 Economic Census](#) [Links Between 1997 NAICS and SIC](#)

2002 NAICS	1997 NAICS	1987 SIC	Corresponding Index Entries
423620	421620	5064	Air-conditioners, room, merchant wholesalers
423620	421620	5064	Answering machines, telephone, merchant wholesalers
423620	421620	5064	Appliances, household-type (except gas ranges, gas water heaters), merchant wholes
423620	421620	5064	Audio equipment, household-type, merchant wholesalers
423620	421620	5064	Automotive radios merchant wholesalers
423620	421620	5064	Blankets, electric, merchant wholesalers
423620	421620	5064	Clothes dryer, gas and electric, merchant wholesalers
423620	421620	5064	Consumer electronics merchant wholesalers

7. Further Sources

Refer to the **Industry / Companies Guides – International Companies Information**
<http://www.library.auckland.ac.nz/subjects/bus/infosources/company.htm>

Found on the **Resources by Subject: Business and Economics page**
<http://www.library.auckland.ac.nz/subjects/bus/general/resources.htm>

Sheryl Baster
 Economics, International Business and ISOM Subject Librarian
 Business & Economics Information Services
 The University of Auckland Library
 Private Bag 92019
 Auckland Mail Centre
 Auckland 1142
 New Zealand

Ph (09) 373 7599 ext 88625
 Email: s.baster@auckland.ac.nz
